

**EQ Line**

**LiION**  
BATTERY TECHNOLOGY



**EQ LINE PRELIMINARY SPECIFICATIONS**  
**ELECTRIC COUNTERBALANCE FORKLIFTS**  
48/80V, 1.6 - 3.5 TONNES

EP160T	EP25Q
EP200T	EP30Q
EP16Q	EP35Q
EP20Q	EP35QL

## **MATERIALS HANDLING MADE SIMPLE**

### **EVERYTHING YOU NEED – AND NOTHING YOU DON'T**

You can depend on these versatile forklifts to get the job done. Without fuss, frills or unnecessary features.

Designed for light or medium duty applications, both outdoor and indoor, they're reliable, robust and economical to operate. Just as you would expect from any Cat lift truck. But what will surprise you is their low purchase price...



Characteristics												
1.1	Manufacturer											
1.2	Manufacturer's model designation											
1.3	Drive: (battery, diesel, LPG, petrol)											
1.4	Operator type											
1.5	Load capacity	Q	(kg)									
1.6	Load centre distance	c	(mm)									
1.8	Load distance, axle to fork face	x	(mm)									
1.9	Wheelbase	y	(mm)									
Weight												
2.1	Truck weight, without load / including battery (simplex mast, lowest lift height)		kg									
2.2	Axle loading with maximum load, front / rear (simplex mast, lowest lift height)		kg									
2.3	Axle loading without load, front / rear (simplex mast, lowest lift height)		kg									
Wheels, Drive Train												
3.1	Tyres: V = solid, L = pneumatic, SE = solid pneumatic - front / rear											
3.2	Tyre dimensions, front											
3.3	Tyre dimensions, rear											
3.5	Number of wheels, front / rear (x = driven)											
3.6	Track width (centre of tyres), front	b10	(mm)									
3.7	Track width (centre of tyres), rear	b11	(mm)									
Dimensions												
4.1	Mast tilt, forwards / backwards	∂ / β	°									
4.2	Height with mast lowered	h1	(mm)									
4.3	Free lift	h2	(mm)									
4.4	Lift height	h3	(mm)									
4.5	Overall height with mast raised	h4	(mm)									
4.7	Height to top of overhead guard	h6	(mm)									
4.8	Seat height	h7	(mm)									
4.12	Tow coupling height	h10	(mm)									
4.19	Overall length	l1	(mm)									
4.20	Length to fork face (includes fork thickness)	l2	(mm)									
4.21	Overall width	b1 / b2	(mm)									
4.22	Fork dimensions (thickness, width, length)	s / e / l	(mm)									
4.24	Fork carriage width	b3	(mm)									
4.31	Ground clearance under mast, with load	m1	(mm)									
4.32	Ground clearance at centre of wheelbase, with load (forks lowered)	m2	(mm)									
4.33	Working aisle width with 1000 x 1200 mm pallets, crosswise	Ast	(mm)									
4.34b	Working aisle width with 800 x 1200 mm pallets, lengthwise	Ast	(mm)									
4.35	Turning circle radius	Wa	(mm)									
Performance												
5.1	Travel speed, with / without load		km / h									
5.2	Lifting speed, with / without load		m / s									
5.3	Lowering speed, with / without load		m / s									
5.8	Maximum gradeability with / without load		%									
5.10	Service brakes (mechanical / hydraulic / electric / pneumatic)											
Electric motor												
6.1	Drive motor capacity (60 min. short duty)		kW									
6.2	Lift motor output at 15% duty factor		kW									
6.3	Battery to DIN 43 531 / 35 / 36 A / B / C / no											
6.4	Battery voltage		V / Ah									
6.5	Battery weight (including container)		kg									
Miscellaneous												
8.1	Type of drive control											
10.1	Maximum operating pressure for attachments		bar									
10.2	Oil flow for attachments		l / min									
10.7	Noise level, value at operator's ear (EN 12053)		dB (A)									

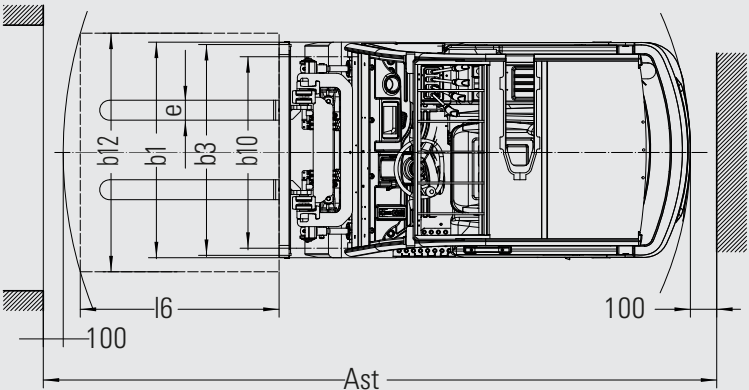
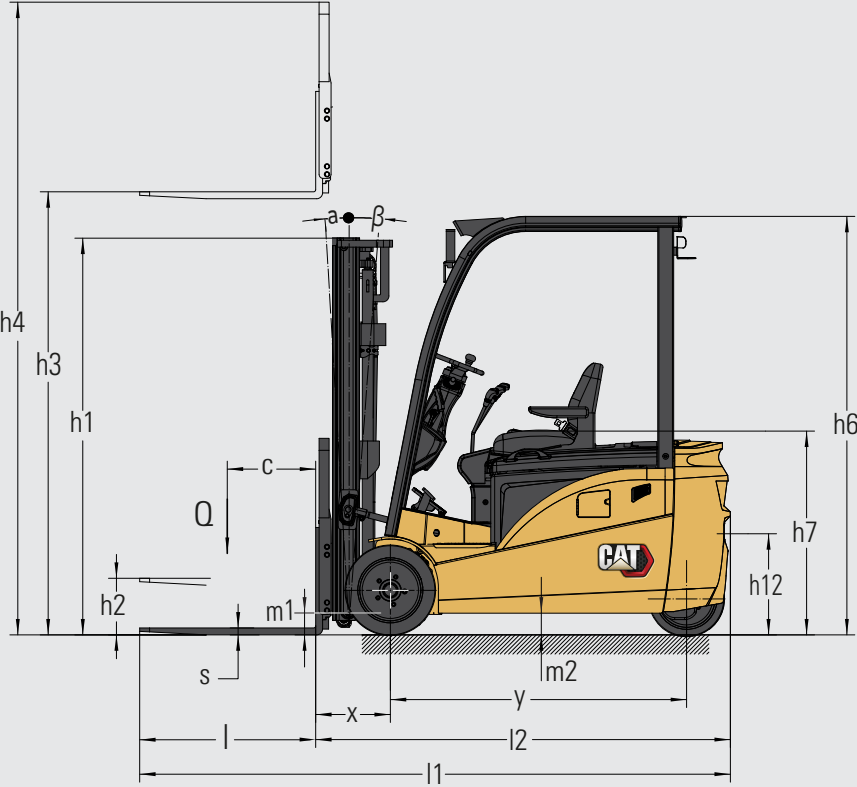
Cat Lift Trucks	Cat Lift Trucks	Cat Lift Trucks	Cat Lift Trucks	Cat Lift Trucks	Cat Lift Trucks	Cat Lift Trucks	Cat Lift Trucks	Cat Lift Trucks	Cat Lift Trucks
<b>EP16QT</b>	<b>EP20QT</b>	<b>EP16Q</b>	<b>EP20Q</b>	<b>EP25Q</b>	<b>EP30Q</b>	<b>EP35Q</b>	<b>EP35QL</b>		
Battery	Battery	Battery	Battery	Battery	Battery	Battery	Battery		
Seated	Seated	Seated	Seated	Seated	Seated	Seated	Seated		
1600	2000	1600	2000	2500	3000	3500	3500		
500	500	500	500	500	500	500	600		
372	377	381	386	473	478	483	483		
1360	1490	1410	1410	1630	1700	1760	1760		
3100	3520	2900	3200	3800	4280	4660	4890		
4180 / 520	4910 / 610	3020 / 480	4670 / 530	5660 / 640	6530 / 750	7240 / 920	7810 / 880		
1490 / 1610	1700 / 1820	1220 / 1680	1400 / 1800	1620 / 2180	2060 / 2220	2040 / 2620	1880 / 3010		
Super Elastic	Super Elastic	Super Elastic	Super Elastic	Super Elastic	Super Elastic	Super Elastic	Super Elastic		
18 x 7-8	200/50-10	6.50-10-10PR	6.50-10-10PR	7.00-12-12PR	28x9-15-14PR	28x9-15-14PR	28x9-15-14PR		
15 x 4.5 / -8	15 x 4.5 / -8	5.00-8-10PR	5.00-8-10PR	18x7-8-14PR	6.50-10-10PR	6.50-10-10PR	6.50-10-10PR		
2x/2	2x/2	2x/2	2x/2	2x/2	2x/2	2x/2	2x/2		
902	902	970	970	973	1004	1004	1004		
187	187	920	920	960	982	982	982		
5 / 7	5 / 7	6 / 10	6 / 10	6 / 10	6 / 10	6 / 10	6 / 10		
1995	1995	2053	2053	2070	2070	2185	2185		
125	125	130	130	135	140	145	145		
3000	3000	3000	3000	3000	3000	3000	3000		
3955	3955	3982	3982	3974	4079	4079	4079		
2100	2100	2150	2150	2200	2200	2200	2200		
1005	1005	1085	1085	1090	1130	1130	1130		
465	465	460	460	470	580	580	580		
2870	3155	3045	3195	3540	3688	3818	3818		
1950	2085	2125	2125	2470	2618	2748	2748		
1084	1084	1150	1150	1150	1230	1230	1230		
35/100/920	40/100/1070	35/100/920	40/100/1070	40/122/1070	45/125/1070	50/125/1070	50/125/1070		
1040	1040	1040	1040	1040	1100	1100	1100		
105	105	98	98	135	140	145	145		
105	105	100	100	150	150	150	150		
3268	3403	3501	3506	3903	4039	4153	4153		
3393	3527	3701	3706	4103	4238	4353	4353		
1570	1700	1920	1920	2230	2360	2470	2470		
14 / 15	13 / 15	14 / 15	14 / 15	14 / 15	14 / 15	14 / 15	13 / 14		
0.32 / 0.42	0.30 / 0.42	0.32 / 0.42	0.32 / 0.42	0.3 / 0.4	0.3 / 0.4	0.3 / 0.4	0.28 / 0.38		
< 600	< 600	0.52 / 0.42	0.52 / 0.42	< 0.6	< 0.6	< 0.6	< 0.6		
15 / 20	13 / 18	15 / 20	15 / 20	15 / 15	15 / 15	15 / 15	15 / 15		
Hydraulic	Hydraulic	Hydraulic	Hydraulic	Hydraulic	Hydraulic	Hydraulic	Hydraulic		
4.5*2	4.5*2	11	11	16	16	16	16		
8.6	8.6	12	12	16	16	16	16		
Lion	Lion	Lion	Lion	Lion	Lion	Lion	Lion		
Li-ion 51.2 / 206 (277 option)	Li-ion 51.2 / 206 (277 option)	Li-ion 76.8 / 125 (206 Option)	Li-ion 76.8 / 125 (206 Option)	76.8 / 206 (277 optional)	76.8 / 206 (277 optional)	76.8 / 277 (412 optional)	76.8 / 277 (412 optional)		
Li-ion : 450	Li-ion : 450	160 / 200	160 / 200	200/240	200/240	200/240	200/240		
AC	AC	AC	AC	AC	AC	AC	AC		
17.5	17.5	14.5	14.5	17.5	17.5	17.5	17.5		
36	36	30	30	36	36	36	36		
73	73	72	72	74	74	74	74		

1) Depending on the type of mast

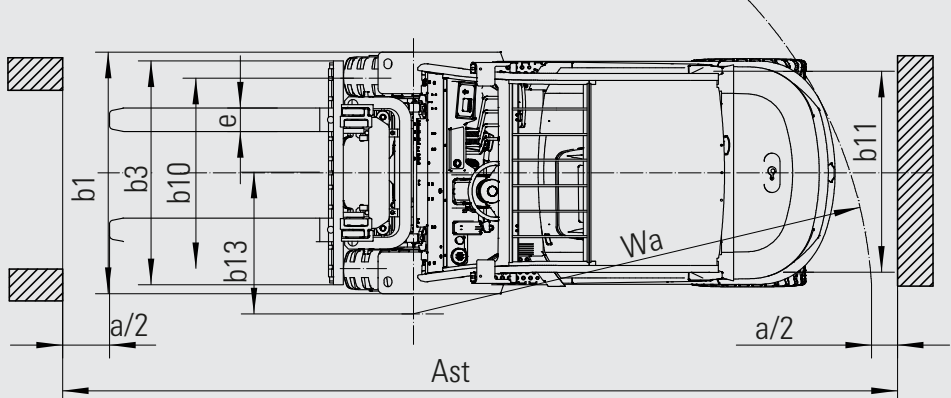
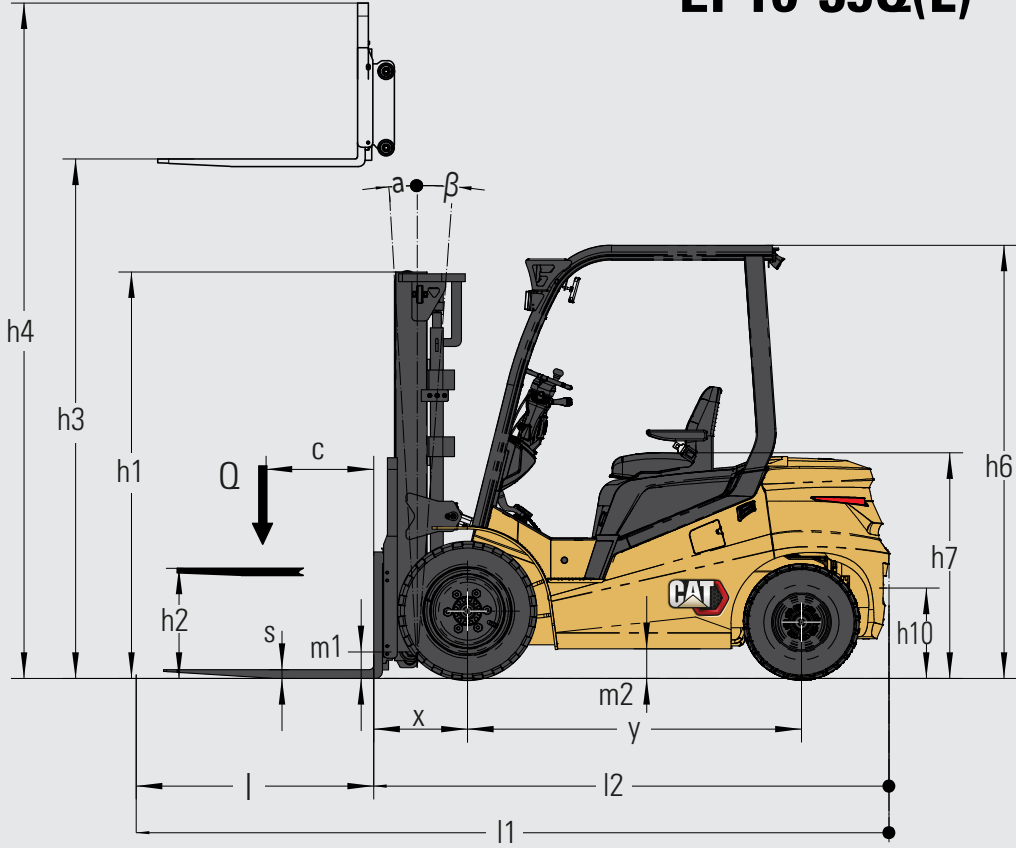
2) Custom design fork carriage

3) Cycles performed / cycles requested

# EP16-20QT



# EP16-35Q(L)



Mast Type	EP16-200T				Tilt forward/backward α/β°	EP16QT	EP20QT	EP16QT	EP20QT
	h3	h2	h1	h4		Q@c=500mm kg	Q@c=500mm kg	Q@c=600mm kg	Q@c=600mm kg
	mm	mm	mm	mm					
Simplex	3300	125	2145	4255	5/7	1450	1850	1280	1640
	4000	125	2545	4955	3/5	1350	1850	1190	1640
Triplex	4350	1110	2065	5305	3/5	1300	1700	1150	1510
	4500	1160	2115	5455	3/5	1250	1650	1100	1460
	4799	1200	2155	5755	3/5	1150	1450	1010	1280
	5000	1360	2315	5955	3/5	1050	1350	920	1190
	5500	1510	2465	6455	3/5	950	1150	830	1010
	6000	1710	2665	6955	3/5	650	850	560	740

Mast Type	EP16-20Q				Tilt forward/backward α/β°	EP16Q	EP20Q	EP16Q	EP20Q
	h3	h2	h1	h4		Q@c=500mm kg	Q@c=500mm kg	Q@c=600mm kg	Q@c=600mm kg
	mm	mm	mm	mm					
Simplex	3300	110	2203	4282	6/10	1450	1850	1300	1660
	4000	110	2603	4982	6/6	1350	1800	1210	1483
Triplex	4300	1153	2103	5280	6/6	1250	1600	1120	1300
	4500	1203	2153	5480	6/6	1150	1500	1020	1210
	4800	1303	2253	5780	6/6	850	1200	750	930
	5000	1403	2353	5980	6/6	750	1100	666	840
	5500	1553	2503	6480	3/6	650	900	575	660
	6000	1753	2703	6980	3/6	550	800	485	575

Mast Type	EP25Q				Tilt forward/backward α/β°	EP25Q	EP25Q
	h3	h2	h1	h4		Q@c=500mm kg	Q@c=600mm kg
	mm	mm	mm	mm			
Simplex	3300	130	2205	4274	6/10	2350	2110
	4000	130	2605	4974	6/6	2300	2070
Triplex	4000	1056	1980	4976	6/6	2200	1970
	4350	1181	2105	5326	6/6	2050	1840
	4500	1231	2155	5476	6/6	1850	1660
	4800	1331	2255	5776	6/6	1750	1570
	5000	1474	2398	5976	6/6	1550	1390
	5500	1708	2647	6476	3/6	1250	1110
	6000	1941	2865	6976	3/6	800	710

Mast Type	EP30Q				Tilt forward/backward α/β°	EP30Q	EP30Q
	h3	h2	h1	h4		Q@c=500mm kg	Q@c=600mm kg
	mm	mm	mm	mm			
Simplex	3300	140	2225	4379	6/10	2800	2520
	4000	140	2625	5079	6/6	2750	2470
Triplex	4000	921	2000	5079	6/6	2700	2430
	4350	1046	2125	5429	6/6	2500	2250
	4500	1096	2175	5579	6/6	2400	2150
	4800	1196	2275	5879	6/6	2200	1970
	5000	1339	2418	6079	6/6	2100	1880
	5500	1573	2652	6579	3/6	1600	1430
	6000	1806	2885	7079	3/6	1200	1070

Secondary full free lift height (without load backrest) +400mm  
 Three-stage full free lift height (without load backrest) +320mm

Mast Type	EP35Q				Tilt forward/backward α/β°	EP35Q	EP35Q
	h3	h2	h1	h4		Q@c=500mm kg	Q@c=600mm kg
	mm	mm	mm	mm			
Simplex	3300	145	2335	4379	6/10	3300	2970
	4000	145	2735	5079	6/6	3100	2790
Triplex	4000	921	2000	5079	6/6	3050	2740
	4350	1046	2125	5429	6/6	2950	2750
	4500	1096	2175	5579	6/6	2800	2520
	4800	1196	2275	5879	6/6	2600	2340
	5000	1339	2418	6079	6/6	2450	2200
	5500	1573	2652	6579	3/6	2000	1790
	6000	1806	2885	7079	3/6	1300	1160

Secondary full free lift height (without load backrest) +400mm  
 Three-stage full free lift height (without load backrest) +320mm



Mast Type	EP35QL				Tilt forward/backward α/β°	EP35QL	EP35QL
	h3	h2	h1	h4		Q@c=500mm kg	Q@c=600mm kg
	mm	mm	mm	mm			
Simplex	3300	145	2335	4379	6/10	3600	3300
	4000	145	2735	5079	6/6	3450	3100
Triplex	4000	1021	2100	5079	6/6	3450	3050
	4350	1146	2225	5379	6/6	3350	2950
	4500	1196	2275	5579	6/6	3150	2800
	4800	1296	2375	5879	6/6	2900	2600
	5000	1439	2518	6079	6/6	2800	2450
	5500	1673	2752	6579	3/6	2300	2000
	6000	1906	2985	7079	3/6	1700	1300

Secondary full free lift height (without load backrest) +300mm  
 Three-stage full free lift height (without load backrest) +238mm



## Mast Performance and Capacity

- h1 Height with mast lowered
- h2 Standard free lift
- h3 Lift height
- h4 Height with mast raised
- Q Lifting capacity, rated load
- c Load centre (distance)



## ENTRY-LEVEL PRODUCTS WITH CAT LIFT TRUCKS QUALITY

**Does your application really need a high-spec lift truck? If not, don't overspecify. Our EQ line offers just the right specification – with quality assured. Here's the choice:**

- **Our famous high-spec products.** For critical tasks demanding 100% in terms of performance, productivity and efficiency. Jobs where anything less can seriously affect your business.
- **Our EQ line entry-level products.** For everyday jobs that simply require a dependable forklift. Less intensive applications with occasional or light use.

**Our EQ line forklifts have everything you need to do the job, in a simple, straightforward package. Like all Cat products, their qualities include sturdy construction, easy maintenance, energy efficiency, robust performance, user-friendly design, and safety.**

**What's more, they're marked with the Cat Lift Trucks brand. This symbol of quality, dependability and performance gives total confidence. And, of course, they're backed by great service and support from our dealer network.**

EQ line counterbalance trucks are equally at home in warehouse aisles or weather-beaten yards. This flexibility reduces your fleet needs and investment. Choose from three or four wheels, 48 or 80V battery power, and capacities from 1.6 to 3.5 tonnes. Whatever best fits your application – without overspecifying.

These forklifts are user-friendly without being unnecessarily luxurious. All controls are exactly where your drivers expect them to be. From the mechanical hydraulic levers to the auto-style pedals, they function intuitively. A comfortable seat and low vibration levels help further in creating the right conditions for productivity.

Our safety features minimise accident risks and safeguard your drivers, pedestrian staff, facilities, trucks and goods. We focus especially on comprehensive lighting kits, hazard warning features and clear vision.

Lithium-ion (Li-ion) batteries, fitted as standard, make the trucks even more cost-effective and productive. Key benefits include high energy efficiency, long lifespan, zero maintenance needs, fast charging and constant truck availability.

## LOWER COST OF OWNERSHIP

- Li-ion batteries give maximum lifespan, energy efficiency and runtime, with no need for battery swaps, water top-ups or other maintenance.
- Easy servicing saves on time and cost.
- Robust construction ensures reliable operation with minimal servicing and repair needs.
- Effective sealing protects key components against water-related damage.
- Front and rear super elastic tyres offer a long service life, while protecting other components against vibration-related wear thanks to their excellent shock absorption.
- Non-marking super elastic tyre option reduces the need for floor cleaning.
- Cabin-ready overhead guard allows quick, easy and low-cost cabin installation.
- Cold store modification option (down to -18°C) prevents damage and maintains efficiency in extremely low temperatures.

## UNMATCHED PRODUCTIVITY

- Li-ion technology saves time with fast onboard charging, including opportunity charging, so battery exchanges are unnecessary and the truck is always ready to work.
- Super elastic tyres enable reliable truck performance on uneven floors.
- Integrated and external charger options add flexibility: integrated for convenience and space saving, with simple plug-in to any suitable electrical socket; external for faster charging and high-demand use.
- Choice of simplex and triplex masts available: simplex offering a cost-effective, single-stage lifting approach for basic applications; triplex enabling greater lift heights, along with versatility for both low-clearance and high-rack operations.
- Standard hook-on side shift simplifies and speeds up pallet handling and placement.
- Optional fork positioner including side shift adds further adaptability and efficiency in handling varied loads.
- Increased travel and lift speed option boosts materials handling productivity.

## SAFETY AND ERGONOMICS

- Familiar and intuitive controls, including conventional hydraulic levers, allow easy operation from day one with less need for training.
- Optional fingertip levers for hydraulics and forward/reverse selection provide precise control with minimal effort or strain.
- Seat suspension reduces vibration and ensures driver comfort.
- Luxury seat option maximises ergonomics, comfort and posture support, to minimise fatigue and optimise driver concentration and performance.
- Spacious operator compartment provides freedom of movement.
- Super elastic tyres further reduce vibration levels for operators.
- Glass roof option (or PVC on three-wheel models) keeps driver dry and comfortable, protects against both large and small falling objects, and maximises upward view.
- Optional front window with wiper maintains clear view in rainy or dusty conditions.
- Complete weatherproof cabin option can be fitted easily for work in wet or cold environments.
- Road light kit, including front and rear work lights, direction indicators and hazard lights, provides 'see-and-be-seen' safety, both on site and on roads.
- Rear blue spot is projected onto floor to warn pedestrians of reversing truck's approach.
- Strobe light maximises visibility to pedestrians and other truck operators, even in outdoor and low-light conditions.
- Reverse warning buzzer alerts surrounding workers to potentially hazardous situations.
- Parabolic rear-view mirror enhances all-round vision and reduces blind spots, for safer manoeuvring.
- Li-ion battery chemistry means no risk of hazardous gas or acid leaks.

# EQ LINE LI-ION BATTERIES

**Our EQ line trucks come equipped with lithium-ion (Li-ion) battery technology.**

A great advantage of Li-ion is that it allows the use of opportunity charging. Instead of exchanging batteries between shifts, you can simply plug into a fast charger during short breaks. Your business will also enjoy the other efficiency, environmental and safety benefits outlined here.



## LONGER LIFE

– 3 to 4 times lead-acid lifespan –  
reduces overall battery investment



## FASTER CHARGING

– enables full charge in as little as  
1 hour with the fastest chargers



## HIGHER EFFICIENCY

– energy losses during charging and  
discharging are up to 30% lower, so  
electricity consumption is reduced



## NO BATTERY CHANGING

– fast opportunity charging –  
15 minutes for several hours of  
extra runtime – makes operation  
convenient with just one battery and  
minimises the need to buy, store and  
maintain spares




## LONGER RUNTIME

– thanks to more efficient battery  
performance and use of opportunity  
charges, which can be given at any  
time without damaging the battery or  
shortening its lifespan



## NO DAILY MAINTENANCE

– the battery stays on board the  
truck for charging and there is  
no need for water top-ups or  
electrolyte checks



## CONSISTENTLY HIGH PERFORMANCE

– with a more constant voltage curve  
– maintains truck performance even  
as battery charge gets low



## INBUILT PROTECTION

– intelligent battery management  
system (BMS) automatically  
prevents excessive discharge,  
charge, voltage and temperature, as  
well as virtually eliminating misuse

[info@catliftruck.com](mailto:info@catliftruck.com) | [www.catliftruck.com](http://www.catliftruck.com)

CESC2580(04/26) © 2026 Logisnext Europe B.V. All rights reserved. CAT, CATERPILLAR, LET'S DO THE WORK, and their respective logos "Caterpillar Corporate Yellow", the "Power Edge" and Cat "Modern Hex" trade dress as well as corporate and product identity used herein are trademarks of Caterpillar used under license and may not be used without permission from Caterpillar. Specifications are indicative and may vary depending on operating conditions. Failure to assess all factors may result in performance deviations. All relevant sales support materials and technical expertise of the official distributor must be considered when identifying the best product/solution. Options and technical details may change without notice. Full legal notice and up-to-date product information: [www.catliftruck.com](http://www.catliftruck.com).



WATCH  
VIDEOS



DOWNLOAD  
OUR APP

